


H4 SERIES

HMK145 LC SR



HIDROMEK





New H4 Series

Innovation coming from experience

Being produced with developed hydraulic system design, Hidromek's new H4 Series excavators offer an outstanding performance by working faster, more productively and more efficiently.

Hidromek's new HMK 145 LC SR which belongs to H4 Series produces more work with less fuel; hence, provides maximum efficiency and productivity for its user.

H4
SERIES

Performance.....	6-7
Durability.....	8-11
Safety.....	12-13
Technology.....	14-15
Comfort.....	16-17
HIDROMEK Smartlink - Ease of Service.....	18-19
Technical Features	20-25

The information and images, and equipment presented in this brochure are either standard or optional depending on the configuration. HIDROMEK has the right to modify the specifications and the designs of the model indicated in this brochure without prior notice.





ATTENTION
AVANT D'OPÉRER, IL FAUT VÉRIFIER
LE NIVEAU D'ÉNERGIE ET LA POSITION DES
LEVER ET LA POSITION DES
LEVER ET LA POSITION DES

HMK 145 LCSR

Dynamic!

Ensures superior performance in all fields and conditions with its excellent maneuverability and easy usage provided through its high performance engine, quickness and short swing radius.

Innovative!

Provides top level operator safety and comfort with its technological equipment and electronic system.

Compact!

Due to its compact structure, it offers powerful and precise operation for its users especially in urban areas, narrow spaces and in different working fields such as construction, landscaping, material flooring and leveling.









HMK 145 LC SR

The most comfortable way to work in every field

HMK 145 LC SR provides easy operation in urban areas and narrow spaces due to its shorter tail structure and swing radius compared to standard designed machines.

Having high lifting capacity due to its short tail design and counterweight, HMK 145 LC SR also offers versatile usage with many different attachment options.

Reinforced heavy duty construction

With their reinforced heavy duty construction produced at HİDROMEK's modern production facilities and going through sensitive quality-control processes, H4 Series excavators have excellent durability.

①

More durable anti-wearing plates (Hardox 450 HB)



②

Optimized bucket form



③

Reinforced arm supporting parts



④

Reinforced casting tip

⑤

Heavy duty arm



⑥

Reinforced boom structure




⑦

Reinforced boom cylinder cast bearing



⑧

Reinforced lowerframe and undercarriage components



⑤

③



Safe working environment

ROPS&FOPS cabin

Having the standards of ROPS (Roll Over Protective Structure) & FOPS (Falling Object Protective Structure), H4 Series excavators provide maximum safety and durability.


Wide vision capacity

Designed with giving special importance to occupational safety, H4 Series ensure excellent vision by minimizing the blind spot on the side and rear cameras. Along with the increase in the number of led headlights, the night vision is significantly improved on H4 Series excavators; in addition, there are also red handles and warning labels providing maximum safety for the operator.

Audio warning systems

H4 Series excavators enable safer working environment with their automatic starting horn, swing warning system and travel warning system.





Shaped with technology

Electronic system of H4 Series excavators designed to protect the engine and hydraulic components to provide fuel saving and superior performance.

Automatic stop system

In the new series, automatic stop system through configurable idling and stopping times provides fuel saving by stopping the engine after the machine is on idle. Automatic stop system in H4 Series helps to decrease the operational costs to minimum, and contributes to saving the environment.

Safe fuel transfer pump

“Safe fuel transfer pump” added to H4 Series stops the pump automatically when the tank is full and this feature gets activated also when the pump does not transfer fuel for 30 seconds, and ensures that the pump stops automatically.

Power boost technology

In H4 Series, power boost technology gets activated automatically in the conditions when the machine needs extra power, and ensures that the machine has the proper performance for the work.

8” Touch control panel

8 inch touch control panel is positioned ergonomically at a point that the operator can easily reach it. Touch control panel having high quality hardware and a large screen easily enables to control the machine features and access to machine information.

The features of touch control panel:

- It offers multi-language option
- Music system is integrated into 8” touch control panel.
- It allows the operator to adjust the flow required for the attachment without leaving the cab and save this information for 20 different attachments.
- Selection of double or single acting line can also be done over the user panel.
- During travel, rear and side view cameras with improved image quality and activated automatically can be controlled.
- Information on the average and instant fuel consumption can be obtained.
- Information on status such as atmospheric pressure, turbo boost pressure, fuel pressure and hydraulic pump pressure can be obtained.
- User can acquire working hour information such as work, attachment and travel.
- Maintenance registries can be obtained, and the user is warned when the maintenance time approaches.
- Failure codes and registries can be obtained.
- Audio warning systems can be controlled.





OPERA, the guide of the field

H4 Series excavators are equipped with Opera (HIDROMEK Operator Interface) for the operator to use the machine easily, and feel comfortable and relaxed as he is in an office environment.

Functions to be controlled by means of Opera

- Engine RPM control
- Access to control panel menu
- Functions of lights, windshield wipers and rear view camera
- Music system control
- Auto stop control of the engine to ensure maximum fuel economy during low idle
- On H4 Series machines, the preheating system available to protect the engine and hydraulic systems can be controlled via Opera.

The aesthetic design of power

The seat ergonomic, heated, air suspended and having 35 degrees adjustable backrest angle is provided in H4 Series, and it enables the operator to work comfortably and without getting tired for long working hours.

H4 Series which has many features* such as proportional control pedals and joysticks, throttle control dial, operator touch screen, interior light, cup holder and heating-cooling box give more importance to user comfort.

HIDROMEK

* Other features for user comfort on H4 Series machines can be found on page 21.

Office comfort in construction equipment

Automatic air conditioning system

Air vents and air conditioning system which can automatically adjust itself according to the ambient heat located in the redesigned cabin provide the best cooling performance in its class by 30%.

Wide angle view

On the new series machines, the new two-piece windshield wiper system designed for creating more comfortable work environment provides a wide angle view which increases the work efficiency of the user.

Led headlights for night vision

Led headlights on new H4 Series machines improve the night vision, and enable the operator to work more safely and comfortably.

Dampers

By using 6 silicone dampers on H4 Series excavators, noise, shock and vibration are absorbed and prevented from being transmitted to the cabin under any working condition.



You have the control with HÍDROMEK **SmartLink**

Telematic system HÍDROMEK Smartlink allows the user to easily access to machine location and technical information via computer and mobile phone.

Follow the work time and location of your machine through HÍDROMEK Smartlink!

Through GPS tracking system, it is possible to track the location and the work time intervals of the machine.

Analyze your fuel consumption through HÍDROMEK Smartlink!

It is possible to analyze fuel consumption according to the working conditions of the machine and daily fuel parameters.

Check the works for which your machine has been used through HÍDROMEK Smartlink!

Through working mode information, it is possible to see the daily and total working hours of the machine for excavation and leveling and with crusher or with other optional attachments besides the power mode information and the speed ranges.

Follow your machine's maintenance through HÍDROMEK Smartlink!

Under the Alerts list, the machine's upcoming maintenance can be checked while the information of the nearest authorized service can be obtained, and it can be contacted.

Contact the nearest authorized service or regional service through HÍDROMEK Smartlink!

With the application, it is possible to obtain the information on Regional and Authorized Services of HÍDROMEK After Sales Services as well as the directions to them.

Have performance reports for the selected periods of time for your machines through HÍDROMEK Smartlink!

For any selected periods of time, it is possible to have a report on daily fuel consumption, average fuel consumption, power and working modes, daily work time intervals and locations.



To download Smartlink application



Easy maintenance and fast service for H4 Series through safe and easy access

H4 Series excavators, designed considering fast access to hydraulic and engine equipment, provide easy maintenance and service. Most of the maintenance can be easily carried out without getting on the machine, which shortens the service time and increases machine work time.

Automatic greasing system ensures that all parts of the machine can be lubricated from one single center.



ENGINE

Brand & Model	ISUZU-4JJ1X
Type	Water cooled, 4 cycles, 4 cylinders, inline, diesel engine with direct injection, turbocharger and intercooler
Power Gross	106,7 HP (78,5 kW) @2000 rpm / SAE J1995
Maximum Gross Torque	375 Nm @1800 rpm
Displacement	2999 cc
Bore x Stroke	95,4 mm x 104,9 mm
Emission Class	EU: Stage V

HYDRAULIC SYSTEM

MAIN PUMP

Type	2 axial piston pumps with variable displacement and swashplate
Max. Flow Rate	2 x 129 L/min
Pilot Pump	Gear type 20 L/min (10 cc/dev)

WORKING PRESSURE

Attachment	350 kgf/cm ²
Power Boost	372 kgf/cm ²
Travel	350 kgf/cm ²
Swing	300 kgf/cm ²
Pilot	40 kgf/cm ²

HYDRAULIC CYLINDERS

Boom	2 x ø105x ø75x 1080 mm
Arm	1 x ø115x ø80x 1220 mm
Bucket	1x ø95x ø70x 910 mm

SWING SYSTEM

Swing motor	Fixed swashplate piston motor integrated with super shock absorber valve
Reduction	2 stage, planetary gear type
Swing Brake	Hydraulic disc type, pilot operated and automatically released
Swing Speed	11,3 rpm

LOWER FRAME

Shoe	Triple grouser - 500 mm
No. of Shoes	2 x 46 pieces
No. of Lower Rollers	2 x 7 pieces
No. of Upper Rollers	2 x 2 pieces
Track Tensioner	Hydraulic type with spring cushioning

ELECTRICAL SYSTEM

Voltage	24 V
Battery	2 x 12 V / 100 Ah
Alternator	24 V / 50 A
Starter Motor	24 V / 4 kW

TRAVEL AND BRAKES

Travel	Fully hydrostatic
Travel Motor	Axial piston motor with 2 speed stages and swashplate
Reduction	2 stage, planetary gear type
Travel Speed	High Speed 5,7 km/h Low Speed 3,4 km/h
Max. Traction	11,230 kgf
Gradeability	35° (%70)
Parking Brake	Hydraulic disc type, pilot operated and automatically released
Ground Pressure (With 500 mm Shoe)	0,48 kgf/cm ²

FILLING CAPACITIES

Fuel Tank	235 L	Engine Cooling System	20 L
Hydraulic Tank	115 L	Engine Oil	15,3 L
Hydraulic System	205 L	Urea	35 L

OPERATING WEIGHT (kg)

	Mono Boom	Two Pieces Boom
HMK145 LC SR	16.950	17.050

EQUIPMENT

HMK 145 LC SR

Engine	Standard	Optional
Water cooled diesel engine with turbocharger and intercooler	●	
Engine pre-heat function	●	
Automatic idling	●	
One touch auto-idle system	●	
Automatic stop function	●	
Two-stage air filter	●	
Air filter clogged indicator	●	
Low engine pressure warning system	●	
Overheat warning system	●	
Adjustable power modes	●	
High altitude working function	●	
Electronical engine control	●	

Hydraulic System	Standard	Optional
Boom and arm regeneration valve	●	
Automatic power boost	●	
Smooth boom feature		0
Main hydraulic filter	●	
Backup ports (valve)	●	
Cylinder cushioning and contamination seals	●	
Single-acting hydraulic line, breaker		0
Double- acting hydraulic line, crusher	●	
Additional line	●	
Quick coupling line	●	
Attachment settings through instrument panel		0

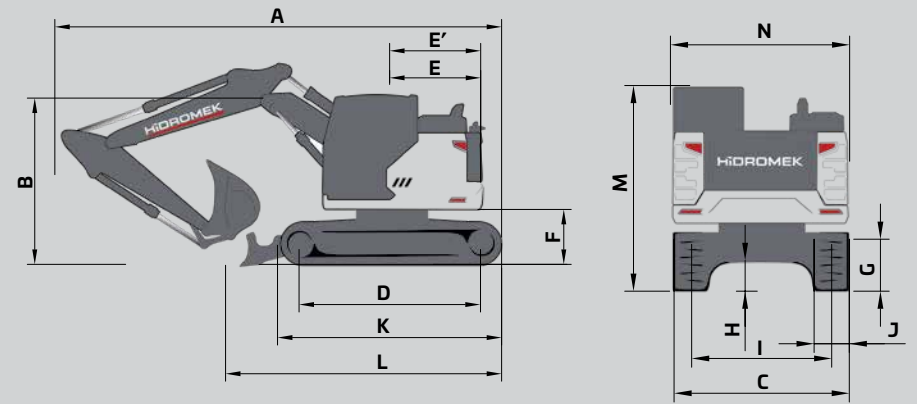
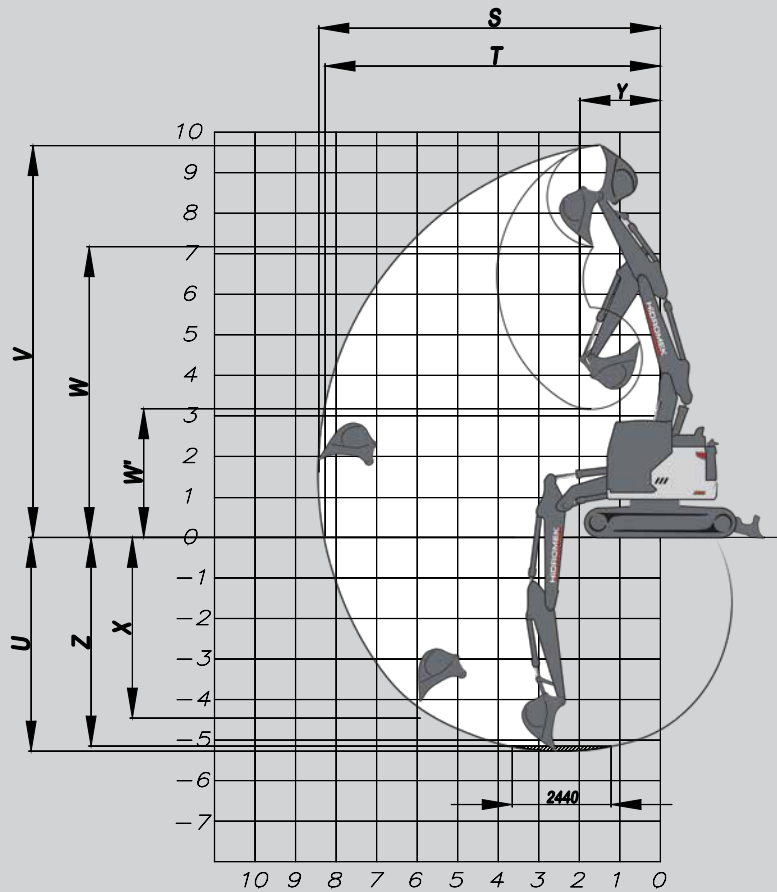
OPERATOR'S CAB	Standard	Optional
Pressurized and sound isolated cabin	●	
Air-conditioning	●	
Air-suspension seat	●	
Heated seat	●	
Operator touch screen	●	
Opera control system	●	
Throttle control dial	●	
Automatic travel speed (low / high)	●	
4 different working modes	●	
Sliding windscreen and removable lower windscreen	●	
Openable left door window	●	
Upper and lower windshield wiper	●	
Joysticks and pedals	●	
Travel pedals and control levers	●	
Proportional controlled pedals and joysticks	●	
Electric horn	●	
Interior light	●	
Cup-holder	●	
Convenient storage	●	
Convenient storage (for equipment)	●	
Heating & Cooling box	●	
Easy-cleaned floor	●	
12V power socket	●	
Computer connection port	●	
Radio / mp3 / usb / Aux	●	
Detachable Movement Levers		0

Lower Frame	Standard	Optional
Narrow Lower Chassis		0
Track width options 600/700 mm		0
Lubricated and sealed track components	●	
Dozer blade		0
Mooring points for shipment	●	

Safety	Standard	Optional
ROPS (Roll Over Protective Structure)	●	
FOPS (Falling Object Protective Structure)	●	
Rear view camera	●	
Side view camera		0
Right and left rear view mirrors	●	
Working lamps	●	
LED working lamps		0
Rotating beacon		0
Swing and travel alarm		0
Emergency engine stop switch	●	
Pilot operated and automatically released swing brake	●	
Boom and arm cylinder safety valve	●	
Overload warning system	●	
Battery cut-off switch	●	
Handrails by the steps and on the upper frame	●	
Perforated metal non-slip plates	●	
Safety locking device	●	
Safety glass	●	
Emergency hammer	●	
Lockable fuel tank cover	●	
Upper and lower guards for windshield		0
Operator's cab ceiling guard		0

Miscellaneous	Standard	Optional
Telematic system (HÍDROMEK Smartlink)	●	
GEO System		0
Fuel transfer pump with automatic stop	●	
Water sensor on fuel pre-filter	●	
Bio oil B7	●	
Alternator - Battery	●	
Battery Charge Indicator	●	
Automatic lubrication system		0
Working lamp guards		0
Hydraulic breaker return line filter		0
Double pump combination function		0
Choosing single or double acting attachment on the instrument panel		0
Choosing the control method for the optional attachment		0
Boom cylinder piping guard		0
Bucket cylinder rod guard		0
Warning horn	●	
Counterweights		0

● STANDARD 0 OPTIONAL



DIMENSIONS

		Mono Boom			Two Pieces Boom		
		4,60			4,80		
BOOM (m)		*2,30	2,60	2,90	2,30	2,60	2,90
ARM (m)							
GENERAL DIMENSIONS (mm)	A) Overall Length	7450	7450	7440	7640	7610	7570
	B) Overall height (to top of boom)	2.820	2950	3.010	2.810	2950	3.040
	C) Overall Width	2.490	2.590	2.690	2.490	2.490	2.490
	D) Distance between tumbler	3.035	3.035	3.035	3.035	3.035	3.035
	E) Distance from center of swing to rear end	1.500	1.500	1.500	1.500	1.500	1.500
	E') Tail swing radius	1.520	1.520	1.520	1.525	1.525	1.525
	F) Counterweight Clearance	920	920	920	920	920	920
	G) Track Height	800	800	800	830	830	830
	H) Ground Clearance	430	430	430	430	430	430
	I) Track Gauge	1990	1990	1990	1990	1990	1990
	J) Shoe Width	500	600	700	500	600	700
	K) Track Length	3.755	3.755	3.755	3.755	3.755	3.755
	L) Length on ground (transport)	4.580	4.440	4.190	5.040	4.930	4.720
	M) Overall height of cab	2.930	2.930	2.930	2.930	2.930	2.930
N) Overall width of upperstructure	2.500	2.500	2.500	2.500	2.500	2.500	
WORKING RANGES (mm)	S) Maximum Digging Reach	8.200	8.510	8.790	8.530	8.840	9.070
	T) Maximum Digging Reach on Ground Level	8.040	8.350	8.640	8.380	8.690	8.930
	U) Maximum Digging Depth	5.360	5.660	5.960	5.380	5.690	5.920
	V) Maximum Digging Height	9.260	9.540	9.790	9.780	10.070	10.280
	W) Maximum Dumping Height	6.680	6.960	7.200	7.060	7.350	7.690
	W') Minimum Dumping Height	2.710	2.440	2.130	3.060	2.810	2.590
	X) Maximum Vertical Digging Depth	4.830	5.180	5.470	4.780	5.120	5.220
	Y) Minimum Swing Radius	1.960	2.100	2.140	1.990	2.180	2.270
	Z) Maximum Digging Depth (2440 mm level)	5.130	5.450	5.770	5.260	5.570	5.810

* Standard

FORCES

		Mono Boom			Two Pieces Boom		
BOOM (m)		4,60			4,80		
ARM (m)		*2,30	2,60	2,90	*2,30	2,60	2,30
SAE	Bucket Digging Force	8.200	8.200	8.200	8.200	8.200	8.200
	Bucket Digging Force (Power Boost)	8.700	8.700	8.700	8.700	8.700	8.700
	Arm Crowd Force	6.600	6.000	5.600	6.600	6.000	5.600
	Arm Crowd Force (Power Boost)	7.000	6.400	5.900	7.000	6.400	5.900
ISO	Bucket Digging Force	9.500	9.500	9.500	9.500	9.500	9.500
	Bucket Digging Force (Power Boost)	10.000	10.000	10.000	10.000	10.000	10.000
	Arm Crowd Force	6.900	6.300	5.800	6.900	6.300	5.800
	Arm Crowd Force (Power Boost)	7.300	6.700	6.100	7.300	6.700	6.100

A- Material density less than 2.000 kg/m³

B- Material density less than 1.800 kg/m³

C- Material density less than 1.500 kg/m³

D- Material density less than 1.200 kg/m³

* Standard

BUCKET



	Width	1.000 mm	
	Capacity (SAE)	0,6 m ³	
	Weight	525 kg	
	Number of Teeth	4	
		2P BOOM	4.6 BOOM
ARM	2,00 m	A	A
	2,30 m	A	A
	2,60 m	A	A
	2,90 m	B	A

OPTIONAL BUCKET SELECTION SCHEME



		600 mm		780 mm		890 mm		1.130 mm	
		0,35 m ³		0,45 m ³		0,50 m ³		0,70 m ³	
		350 kg		450 kg		490 kg		560 kg	
		3		3		4		5	
		2P BOOM	4.6 BOOM	2P BOOM	4.6 BOOM	2P BOOM	4.6 BOOM	2P BOOM	4.6 BOOM
		A	A	A	A	A	A	A	A
		A	A	A	A	A	A	B	A
		A	A	A	A	A	A	C	B
		A	A	A	A	B	A	C	C

HEAVY DUTY

QUICK COUPLER



RIPPER



CLEANING BUCKET

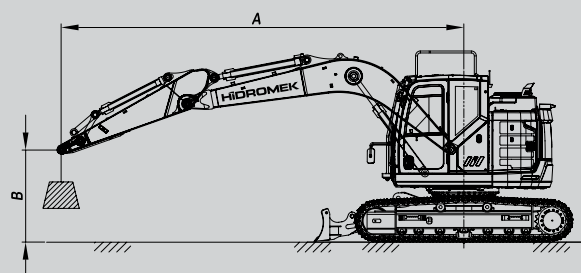


ATTACHMENTS

LIFTING CAPACITY (kg)												HMK 145 LC SR			
	Boom: 4,6 m		Arm: 2,3 m		Without bucket		STD, 500 mm Crawler		CW: 3000 kg				📏 : Front	📏 : Side	
A, m	1,5		3,0		4,5		6,0		7,5		9,0		Maximum Reach		
B, m	📏	📏	📏	📏	📏	📏	📏	📏	📏	📏	📏	📏	📏	📏	R, m
7,5			*4650	*4650									*3750	*3750	3,33
6,0					*4200	*4200							*2900	*2900	5,24
4,5			*5150	*5150	*4450	4400	*3800	2750					*2700	2600	6,23
3,0			*7550	*7550	*5250	4150	*4300	2700					*2700	2200	6,75
1,5					*6100	3900	*4650	2550					*2850	2100	6,90
0 (Ground)			*7200	6750	*6500	3700	*4750	2500					*3200	2150	6,72
-1,5	*6000	*6000	*9050	6750	*6200	3650	*4350	2450					*4000	2400	6,15
-3,0	*10250	*10250	*7000	6900	*4850	3700							*3950	3150	5,09

LIFTING CAPACITY (kg)												HMK 145 LC SR			
	Boom: 4,6 m		Arm: 2,6 m		Without bucket		STD, 500 mm Crawler		CW: 3000 kg				📏 : Front	📏 : Side	
A, m	1,5		3,0		4,5		6,0		7,5		9,0		Maximum Reach		
B, m	📏	📏	📏	📏	📏	📏	📏	📏	📏	📏	📏	📏	📏	📏	R, m
7,5													*3050	*3050	3,94
6,0					*3850	*3850							*2450	*2450	5,64
4,5			*4450	*4450	*4150	*4150	*3900	2800					*2250	*2250	6,57
3,0			*6950	*6950	*4950	4200	*4150	2700					*2250	2050	7,06
1,5			*8700	7100	*5900	3900	*4500	2550					*2400	1950	7,21
0 (Ground)			*7350	6750	*6450	3700	*4750	2450					*2650	2000	7,03
-1,5	*5400	*5400	*9350	6700	*6300	3600	*4500	2450					*3200	2200	6,50
-3,0	*9550	*9550	*7550	6800	*5200	3650							*3800	2800	5,50

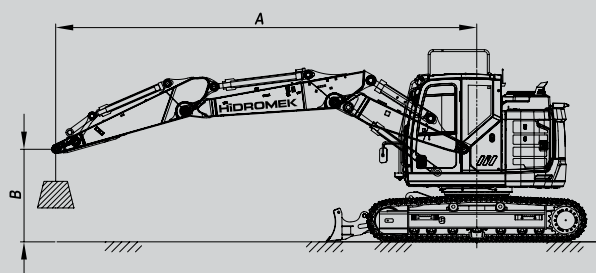
LIFTING CAPACITY (kg)												HMK 145 LC SR			
	Boom: 4,6 m		Arm: 2,9 m		Without bucket		STD, 500 mm Crawler		CW: 3000 kg				📏 : Front	📏 : Side	
A, m	1,5		3,0		4,5		6,0		7,5		9,0		Maximum Reach		
B, m	📏	📏	📏	📏	📏	📏	📏	📏	📏	📏	📏	📏	📏	📏	R, m
7,5													*2450	*2450	4,45
6,0					*3550	*3550							*2050	*2050	6,00
4,5					*3850	*3850	*3650	2800					*1900	*1900	6,88
3,0			*6300	*6300	*4700	4250	*3950	2700					*1900	*1900	7,35
1,5			*9050	7250	*5700	3950	*4400	2550					*2000	1850	7,49
0 (Ground)			*7800	6750	*6350	3700	*4700	2450					*2200	1850	7,32
-1,5	*5050	*5050	*9600	6650	*6350	3550	*4550	2400					*2600	2050	6,81
-3,0	*8500	*8500	*8050	5750	*5500	3600							*3550	2500	5,87
-4,5			*4800	*4800									*3100	*3100	4,22



LIFTING CAPACITY (kg)											HMK145 LC SR / 2P BOOM				
	Boom: 4,8 m		Arm: 2,3 m		Without bucket		STD, 500 mm Crawler		CW: 3000 kg				📍 : Front	📍 : Side	
A, m	1,5		3,0		4,5		6,0		7,5		9,0		Maximum Reach		
B, m	📍	📍	📍	📍	📍	📍	📍	📍	📍	📍	📍	📍	📍	📍	R, m
7,5			*5400	*5400									*3700	*3700	3,88
6,0			*4850	*4850	*5000	4550							*2950	*2950	5,59
4,5			*5350	*5350	*5550	4400	*4600	2750					*2700	2350	6,53
3,0					*6100	4100	*4700	2650					*2650	2050	7,03
1,5					*6500	3800	*4750	2500					*2800	1950	7,18
0 (Ground)			*5050	*5050	*6200	3600	*4500	2450					*3050	1950	7,00
-1,5			*6550	*6550	*5100	3550	*3550	2400					*2850	2200	6,46
-3,0					*3000	*3000									

LIFTING CAPACITY (kg)											HMK145 LC SR / 2P BOOM				
	Boom: 4,8 m		Arm: 2,6 m		Without bucket		STD, 500 mm Crawler		CW: 3000 kg				📍 : Front	📍 : Side	
A, m	1,5		3,0		4,5		6,0		7,5		9,0		Maximum Reach		
B, m	📍	📍	📍	📍	📍	📍	📍	📍	📍	📍	📍	📍	📍	📍	R, m
7,5			*4850	*4850									*3050	*3050	4,43
6,0					*4450	*4450							*2500	*2500	5,98
4,5			*4250	*4250	*4800	4450	*4450	2800					*2300	2200	6,87
3,0			*8850	7900	*5950	4150	*4600	2650					*2250	1900	7,34
1,5					*6450	3800	*4750	2500					*2350	1800	7,48
0 (Ground)			*5300	*5300	*6300	3600	*4550	2400					*2550	1850	7,31
-1,5			*7200	6550	*5350	3550	*3800	2350					*2750	2050	6,80
-3,0			*4400	*4400	*3500	*3500							*1900	*1900	5,86

LIFTING CAPACITY (kg)											HMK145 LC SR / 2P BOOM				
	Boom: 4,8 m		Arm: 2,9 m		Without bucket		STD, 500 mm Crawler		CW: 3000 kg				📍 : Front	📍 : Side	
A, m	1,5		3,0		4,5		6,0		7,5		9,0		Maximum Reach		
B, m	📍	📍	📍	📍	📍	📍	📍	📍	📍	📍	📍	📍	📍	📍	R, m
7,5					*3500	*3500							*2500	*2500	4,91
6,0					*3900	*3900	*3100	2850					*2050	*2050	6,35
4,5					*3500	*3500	*4150	*4150	*4000	2800			*1900	*1900	7,19
3,0			*8400	8100	*5750	4200	*4500	2700	*2600	1850			*1900	1800	7,64
1,5					*6350	3850	*4700	2550	*3350	1800			*1950	1700	7,77
0 (Ground)			*5700	*5700	*6350	3600	*4600	2400	*2850	1750			*2100	1700	7,61
-1,5	*4150	*4150	*7750	6500	*5600	3500	*4000	2350					*2450	1900	7,12
-3,0			*5150	*5150	*3950	3550	*2400	*2400					*1950	*1950	6,23



HİDROMEK®

HEAD OFFICE

Address : Ahi Evran OSB Mahallesi,
Osmanlı Caddesi, No:1, 06935
Sincan-ANKARA/TÜRKİYE

Phone : +90 312 267 12 60

Fax : +90 312 267 12 39

E-mail: export@hidromek.com.tr

AFTER SALES SERVICE

Address : İstanbul Yolu 17. Km,
Şehit Osman Avcı Mahallesi,
No: 479, Etimesgut-ANKARA/TÜRKİYE

Phone : +90 312 280 87 40

Fax : +90 312 280 87 48

HİDROMEK® WEST

HIDROMEK MAQUINARIA DE CONSTRUCCION ESPAÑA S.L.

Address : Avenida Del Progres 7 08840 –
Viladecans Barcelona/ SPAIN

Phone : +34 93 638 84 65

E-mail : info@hidromek.es

HİDROMEK® JAPAN

Address : 5-10, Hashimoto 6-chome,
Midori-Ku, Sagamihara,
Kanagawa, 252-0143 JAPAN

Phone : +81 42 703 0261

Fax : +81 42 703 0262

E-mail : Kiyoko.Shinoda@hidromek.com

HİDROMEK® RUS

Address : 72, Zhivopisnaya str, Building A,
village Oktyabrskiy,
Krasnodar, 350032, RUSSIA

Phone : +7 861 290 3007

E-mail : hidromekrus@hidromek.ru

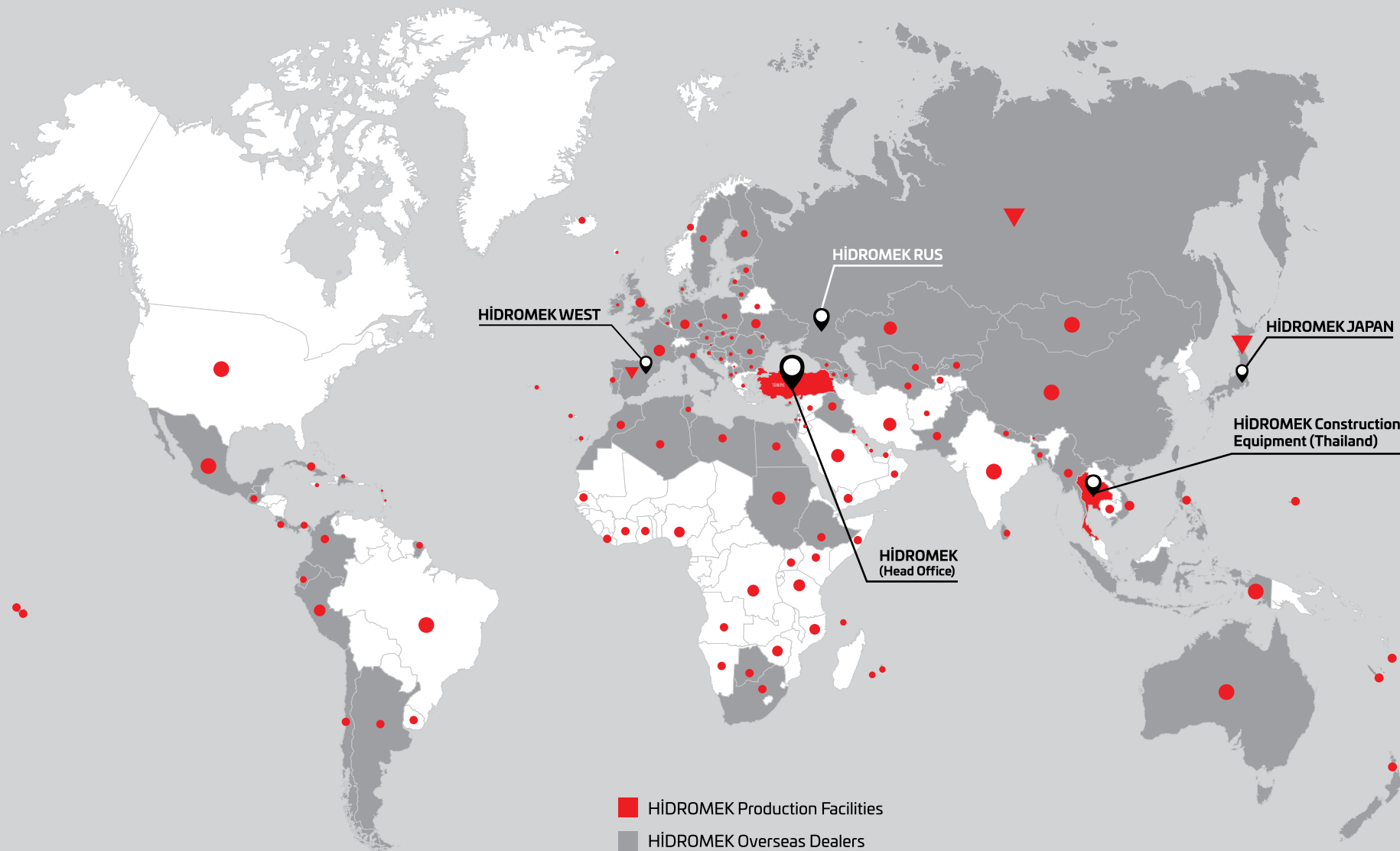
HİDROMEK® HCE

HİDROMEK Construction Equipment (Thailand) Ltd.

Address : Amata City Chonburi Industrial Estate Phase 7,
No. 700/669 Moo 1, T.Phanthong,
A.Phanthong, Chonburi 20160, TAYLAND

Phone : +66 38 447 349

Fax : +66 38 447 355



HÍDROMEK WEST

HÍDROMEK RUS

HÍDROMEK JAPAN

HÍDROMEK Construction Equipment (Thailand)

HÍDROMEK (Head Office)

- HÍDROMEK Production Facilities
- HÍDROMEK Overseas Dealers
- HÍDROMEK Overseas Sales and Aftersales Services Points
- Countries HÍDROMEK Machines Running

HIDROMEK®

Together Stronger

www.hidromek.com

[f hidromek.tr](https://www.facebook.com/hidromek.tr) [X Hidromek](https://x.com/Hidromek) [ig hidromekofficial](https://www.instagram.com/hidromekofficial) [yt HidromekTv](https://www.youtube.com/HidromekTv) [in company/hidromek](https://www.linkedin.com/company/hidromek)

ENG - NOVEMBER 2024 / 111124 - Y

